

**TANA**

From Waste to Value

**TANA PRO TRACK**  
**Production Assistant**

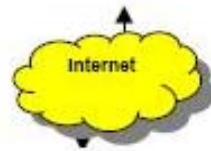
# What is Tana Production Assistant ?

- **A tool which :**
  - helps customer in daily landfill compaction operation
  - collects data for statistics
- **Available for TANA Gx Series landfill compactors as an option**
- **Based on global positioning system (GPS)**
  - Accuracy can be defined up to 20 cm
- **Used through wireless Tana Pro Track connection to the machine via Internet**

# TANA PRO TRACK



diagnostics & reports

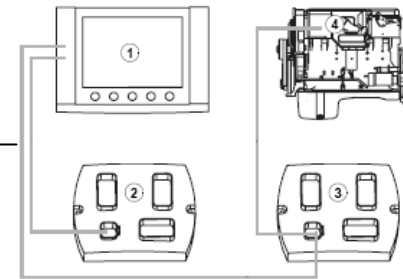


TANA  
SERVER



WLAN  
GSM  
GPRS  
PRN  
Etc.

COMMUNICATION  
MODULE



MACHINE  
CONTROL  
SYSTEM



**TANA**  
From Waste to Value

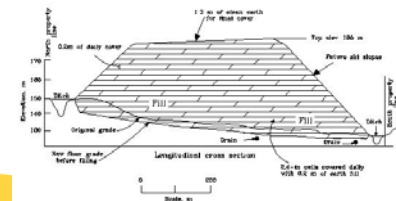
# Features of TANA Production Assistant

- **Volume measuring**
  - Filled air-space in certain period of time
  - Enables waste density measuring



- **Coloured chart showing the number of machine passes**
  - Optimises compaction work on active filling area
  - History can be cleared when ever needed

- **Filling plan**
  - Including slope angles
  - Data can be fed into Production Assistant in digital format
  - Automatic cell filling plan possible
  - No need for manual levelling and level poles



# Features of TANA Production Assistant

- **Warnings of fixed obstacles**
  - Gas collection wells, electricity poles, etc.
  - Marking either with coordinates or by driving and marking
- **Marking down the location of waste**
  - Special waste (international waste, asbestos,...)
- **Waste truck control**
  - Registration no of the truck and type of incoming waste can be received wirelessly from the weigh bridge office
  - Option to mark down the controlled trucks
  - Option to use camera in controlling



# Features of TANA Production Assistant

- **Possibility for cost allocation**  
=different numbers for different kind of works

